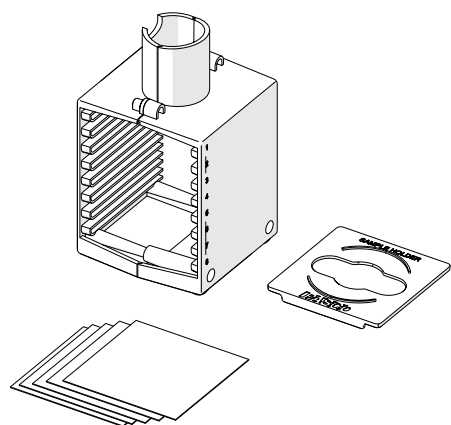


# Geiger Counter Sample Holder

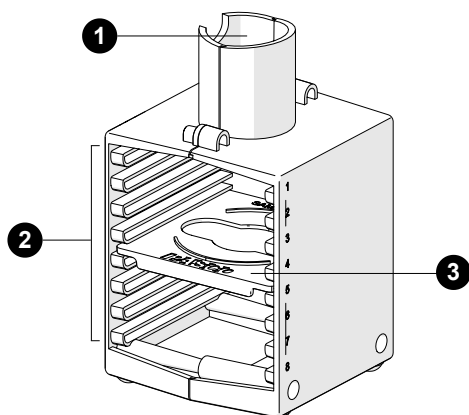
NU-3344



## What's included

- Stand
- Sample Holder tray
- 5× Aluminum shielding, 7×7 cm

## Features



### 1 Wireless Geiger Counter holder

Insert the tube end of the Wireless Geiger Counter (PS-3238) into the stand.

### 2 Slots

Use the eight slots to insert the Sample Holder tray or shielding material. Each slot is spaced 1 cm apart and is labeled with a number on each side of the holder. The slots accept shielding material 7×7 cm in size.

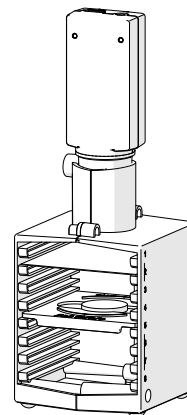
### 3 Sample Holder tray

Use the tray to hold standard radioactive sources sealed in plastic disks. The center recess accepts 1-inch disks. The outer edges accept 2-inch disks.

## Shielding material

The Sample Holder includes five aluminum shields. You can also create shields of different materials by cutting 7×7 cm squares. A set of 20 calibrated absorbers (SN-8111A) is also available on the PASCO website.

## Using the Sample Holder



1. Insert the Wireless Geiger Counter into the holder. Make sure to insert the sensor's threaded hole into the notch on the holder.
2. Place a radioactive sample disk on the Sample Holder tray.
3. Use one of the following setups:
  - For radiation counts versus distance experiments, place the holder tray in different slots and measure the counts.
  - For radiation shielding experiments, place the tray in any slot except 1. Insert shielding material in a slot above the tray.

## Experiment files

Download one of several student-ready activities from the PASCO Experiment Library. Experiments include editable student handouts and teacher notes. Visit [pasco.com/freelabs/NU-3344](https://www.pasco.com/freelabs/NU-3344).


## Specifications and accessories

Visit the product page at [pasco.com/product/NU-3344](https://www.pasco.com/product/NU-3344) to view the specifications and explore accessories. You can also download experiment files and support documents from the product page.

## Technical Support

Need more help? Our knowledgeable and friendly Technical Support staff is ready to answer your questions or walk you through any issues.

 **Chat**    [pasco.com](https://www.pasco.com)

 **Phone**    1-800-772-8700 x1004 (USA)  
+1 916 462 8384 (outside USA)

 **Email**    [support@pasco.com](mailto:support@pasco.com)

## Warranty

For a description of the product warranty, see the Warranty and Returns page at [pasco.com/legal](https://www.pasco.com/legal).

## Trademarks

PASCO and PASCO scientific are trademarks or registered trademarks of PASCO scientific, in the United States and in other countries. All other brands, products, or service names are or may be trademarks or service marks of, and are used to identify, products or services of, their respective owners. For more information, visit [pasco.com/legal](https://www.pasco.com/legal).