

200 g Mass Hanger

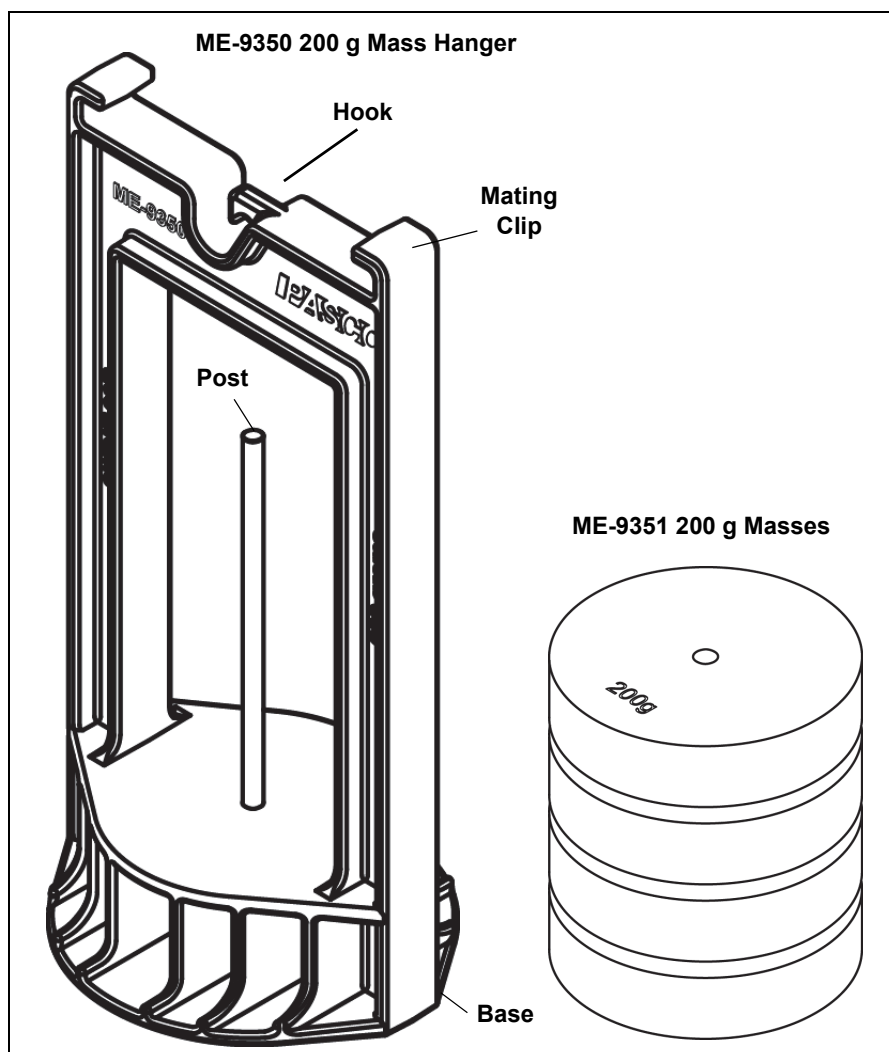
ME-9350

200 g Masses

ME-9351

1 kg Mass and Hanger Set

ME-9337



Description	Model
200 g Mass Hanger	ME-9350
200 g Masses (4)	ME-9351
1 kg Mass and Hanger Set	ME-9337

Other Items	Model
Mass and Hanger Set	ME-8979
Mass and Hanger Spares Kit	ME-8980

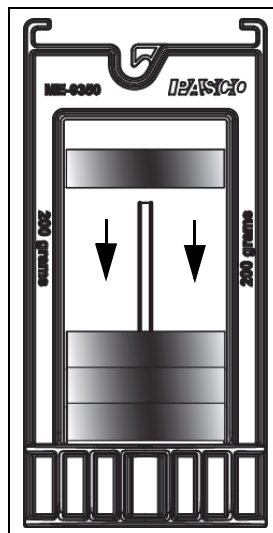
Introduction

The ME-9337 1kg Mass and Hanger Set consists of the ME-9350 200 g Mass Hanger and the ME-9351 200 g Masses set (four masses). When the four 200 g Masses are placed on the center post of the 200 g Mass Hanger, the total mass is one kilogram (kg).

The Mass Hanger has a hook at the top that allows it to be suspended on a string or cord. The mating clips at the top of the Mass Hanger enables more than one hanger to be stacked together.

Add Masses to the Mass Hanger

- Align the hole in the center of a cylindrical mass with the post on the Mass Hanger.
- Lower the first cylindrical mass over the post until it rests on the base of the Mass Hanger.
- Repeat the process to add more cylindrical masses to the Mass Hanger.



NOTE: In addition to the ME-9351 200 g Masses (set of four), the ME-9350 Mass Hanger is also compatible with the masses from the PASCO ME-8979 Mass and Hanger Set.

The cylindrical masses in that set range from 100 g to 0.5 g. Alternately, the masses from the ME-8979 Mass and Hanger Set are available separately.

Additional Cylindrical Masses

Description	Model
2 g, 1 g, 0.5 g mass (10 each)	ME-8980
5 g mass (6)	ME-8981
10 g mass (6)	ME-8982
20 g mass (6)	ME-8983
50 g mass (6)	ME-8984
100 g mass (6)	ME-8985

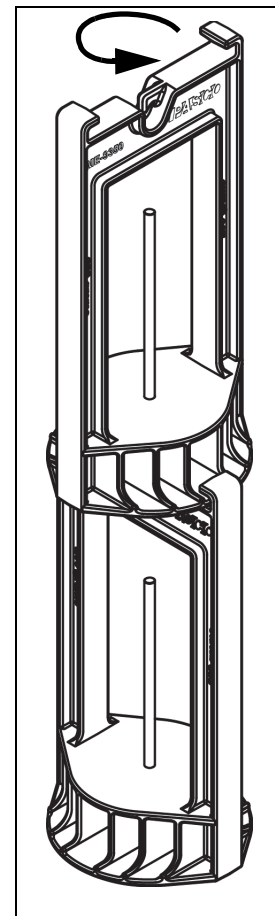
Stacking Mass Hangers

Mass Hangers can be stacked together. The base of one Mass Hanger can fit under the mating clips on the top of a second Mass Hanger.

- Turn one Mass Hanger ninety degrees relative to the second Mass Hanger.
- Slide the “lip” at the bottom of the Mass Hanger base under the mating clips on the top of the other Mass Hanger.

Other Features

The underside of the Mass Hanger base is flat so that if the Mass Hanger is used as a “mass on a spring”, the hanger provides a good target for a Motion Sensor (such as the PS-2103A).



Technical Support

For assistance with any PASCO product, contact PASCO at:

Address: PASCO scientific
10101 Foothills Blvd.
Roseville, CA 95747-7100

Phone: +1 916-462-8384 (worldwide)
877-373-0300 (U.S.)

E-mail: support@pasco.com

Web www.pasco.com

Limited Warranty For a description of the product warranty, see the PASCO catalog. **Copyright** The PASCO scientific *Instruction Sheet* is copyrighted with all rights reserved. Permission is granted to non-profit educational institutions for reproduction of any part of this manual, providing the reproductions are used only in their laboratories and classrooms, and are not sold for profit. Reproduction under any other circumstances, without the written consent of PASCO scientific, is prohibited. **Trademarks** PASCO, PASCO scientific, PASCO Capstone, PASPORT, SPARK Science Learning System, SPARK SLS, and SPARKvue are trademarks or registered trademarks of PASCO scientific, in the United States and/or in other countries. For more information visit www.pasco.com/legal.