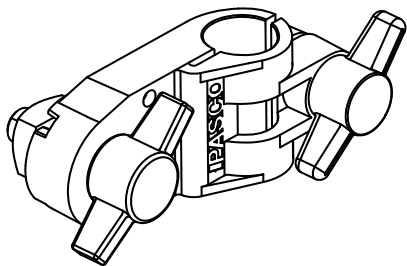


# Track Rod Clamp

ME-9836

## Introduction


The Track Rod Clamp is used to elevate a PASCO Dynamics Track, creating an incline. The clamp attaches to a 0.5 inch support rod, such as the Base and Support Rod (ME-9355), and holds the track in place. The thumbscrew on the left is used to secure the track to the clamp, and the thumbscrew on the right secures the clamp to the rod.



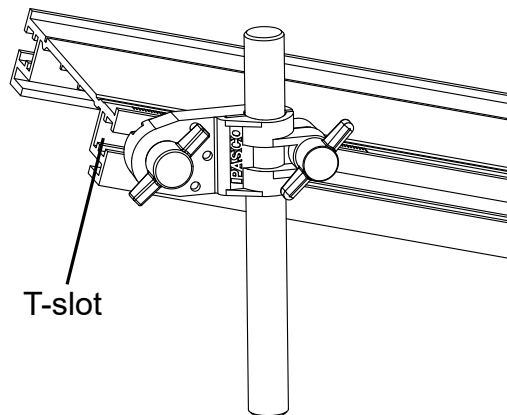
## Using the clamp

To attach a PASCO track to a rod using the Track Rod Clamp:

1. Slide the square nut on the clamp into the T-slot on the side of the dynamics track, as shown below.
2. Insert a 0.5 inch rod into the clamp.
3. Adjust the position of the clamp on the track and rod until the track sits at the desired angle.

 **TIP:** For maximum stability, place the clamp as close to the elevated end of the track as possible.


4. Turn each thumbscrew clockwise to secure the clamp to the rod and track.



## Technical support

Need more help? Our knowledgeable and friendly Technical Support staff is ready to answer your questions or walk you through any issues.

 Chat [pasco.com](https://www.pasco.com)

 Phone 1-800-772-8700 x1004 (USA)  
+1 916 462 8384 (outside USA)

 Email [support@pasco.com](mailto:support@pasco.com)

## Limited warranty

For a description of the product warranty, see the Warranty and Returns page at [www.pasco.com/legal](https://www.pasco.com/legal).

## Copyright

This document is copyrighted with all rights reserved. Permission is granted to non-profit educational institutions for reproduction of any part of this manual, providing the reproductions are used only in their laboratories and classrooms, and are not sold for profit. Reproduction under any other circumstances, without the written consent of PASCO scientific, is prohibited.

## Trademarks

PASCO and PASCO scientific are trademarks or registered trademarks of PASCO scientific, in the United States and in other countries. All other brands, products, or service names are or may be trademarks or service marks of, and are used to identify, products or services of, their respective owners. For more information visit [www.pasco.com/legal](https://www.pasco.com/legal).